

Homer Airport Improvements 2024

State of Alaska Department of
Transportation & Public Facilities Central
Region

Project No. 3-02-0122-021-2023 /
CFAPT00491

Quality Asphalt Paving



A **COLAS** COMPANY



Project Workforce

- Jason Baxley, DOT Project Engineer
(907) 242-4889
jason.baxley@Alaska.gov
- Sam Walton, DOT Project Engineer
(907) 350-7975
sam.walton@Alaska.gov
- Kyle Green, QAP Project Superintendent
(907) 223-3431
kgreen@colaska.com
- Andrew Loman, QAP Project Engineer
(720) 951-0162
aloman@colaska.com



2024 Impacts

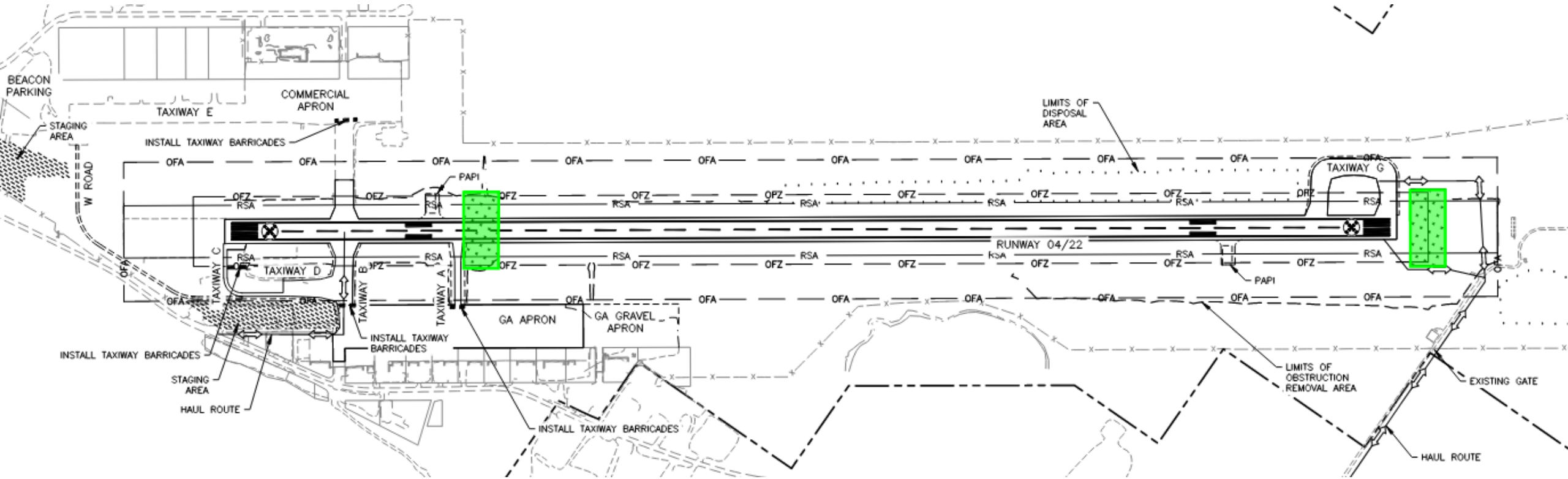
- Nightly Closures 8 PM to 8 AM – April 1st to October 31st, 2024
- 5 day (120 Hour) Full Runway Closure – 8 PM April 15th to 8 AM April 21st
- South Half Width Runway (50ft) Open 8 AM – 8 PM – Starts April 21st
- 24 Hour Full Runway Closure – 8 PM July 15th to 8 AM July 17th
- North Half Width Runway (50ft) Open 8 AM – 8 PM – Starts July 17th
- 3 day (72 Hour) Full Runway Closure – 8 PM October 7th to 8 AM October 11th
- A construction hotline is set up to provide updates and ask questions you may have 1(866) 440-0203
- Weekly phone meetings will be held throughout construction and are open to the public. Conference number (907) 268-6272 meeting ID 490419

Construction Phasing

- Phase 1 – Closure for pipe installation, Half width configuration set up.
- Phase 2 – North half of runway work (excavation, milling, grading, ditch work, paving).
- Phase 3 – South half of runway work (excavation, milling, grading, ditch work, paving).
- Phase 4 – Entire runway – Pavement Markings and sawcutting grooves.
- Phase 6 – Runway Obstruction Removal (excavating, grading & seeding)

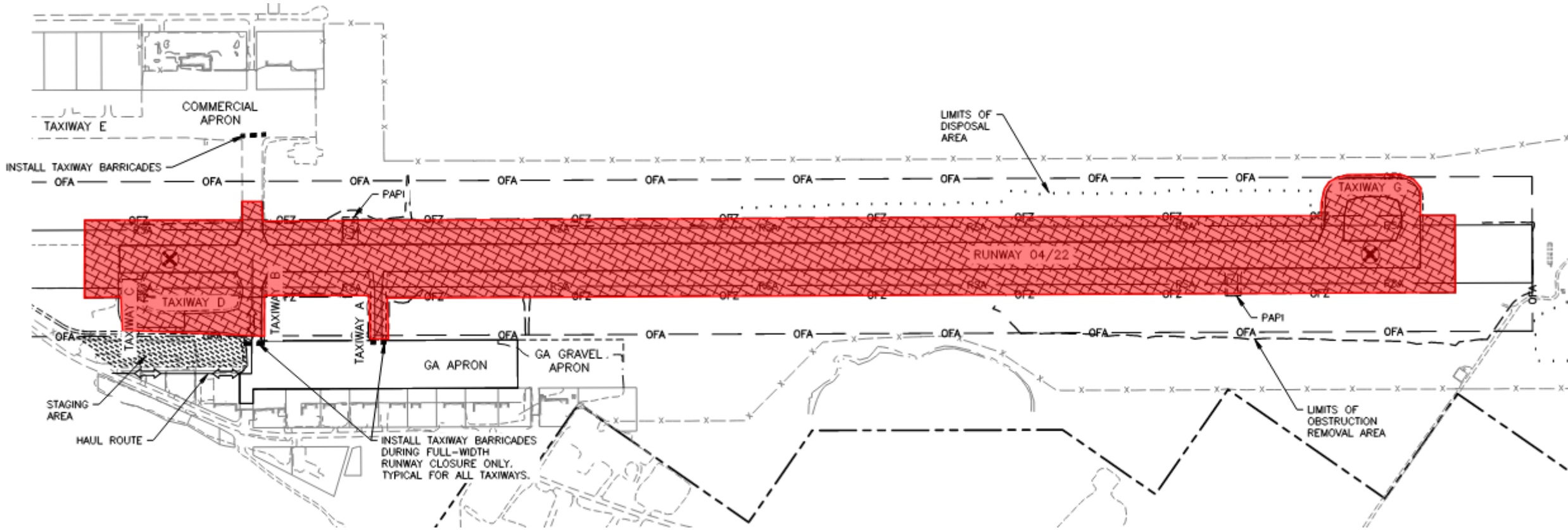
Phase 1: Closure for pipe installation

- 5-day closure for pipe installation and half width runway setup



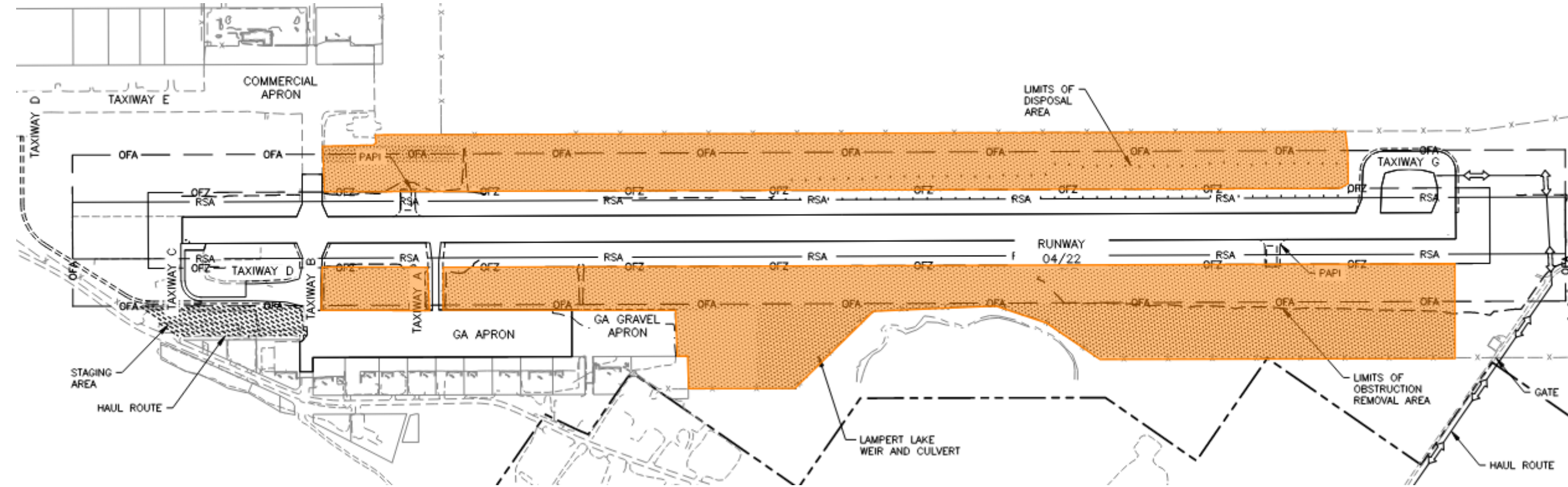
Phase 4: Markings on Entire Runway

- 72hr closure for lighting and marking installation 10/7-10/11

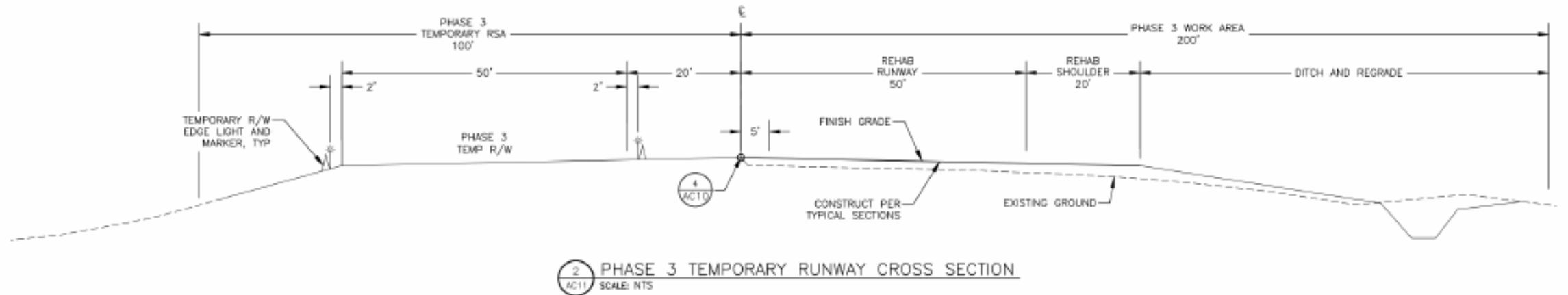
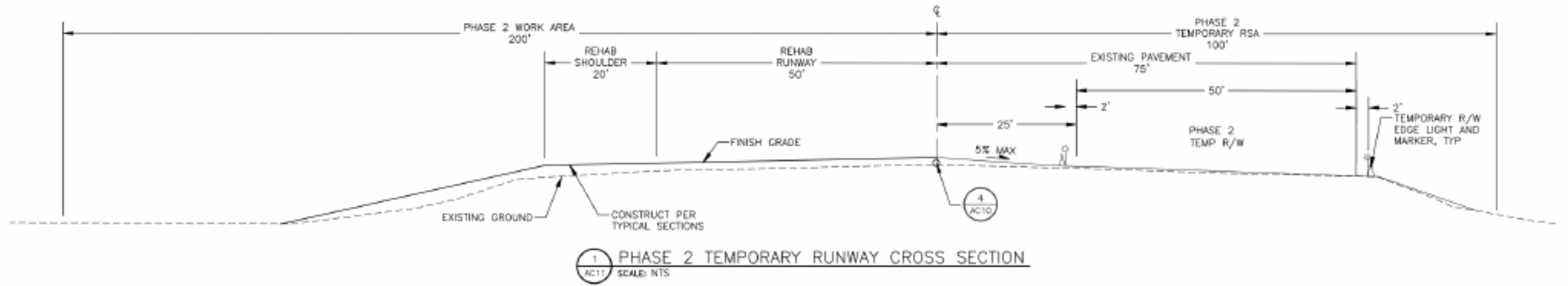


Phases 6: Obstruction Removal

- Full runway closure nightly between 8 PM - 8 AM
- Phase 6 will be completed concurrently during Phases 2 & 3



1/2 Width Runway Configuration





Questions/Discussion